



# TMAX-1770-XXX-M M lded P e I d c

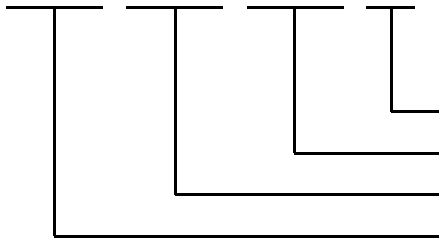
## Features

- 
- 
- 
- 
- 
- 

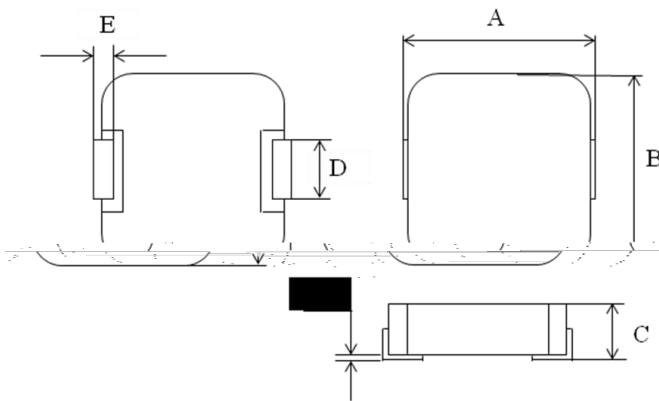
## Applications

- 
- 
- 
- 
- 
- 
- 

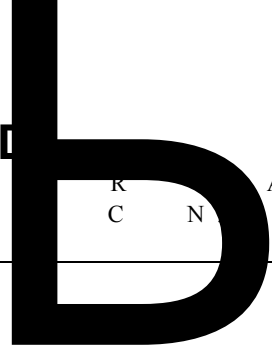

## Product Description



## Dimensions

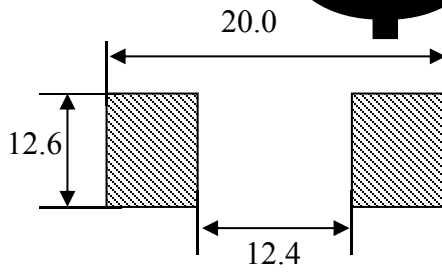


	<b>17.5 Max.</b>
	<b>17.15 Max.</b>
	<b>7.0 Max.</b>
	<b>11.8±0.3</b>
	<b>2.5±0.5</b>
	<b>0~0.30</b>





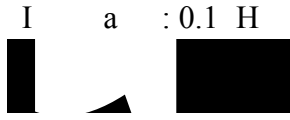
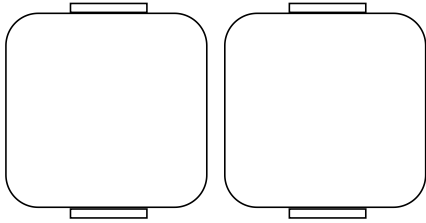
R  
C N A0

Recommend Land Pattern Dimensions



Marking

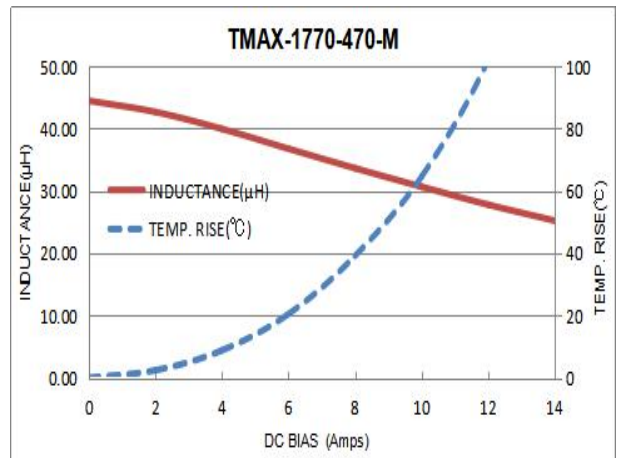
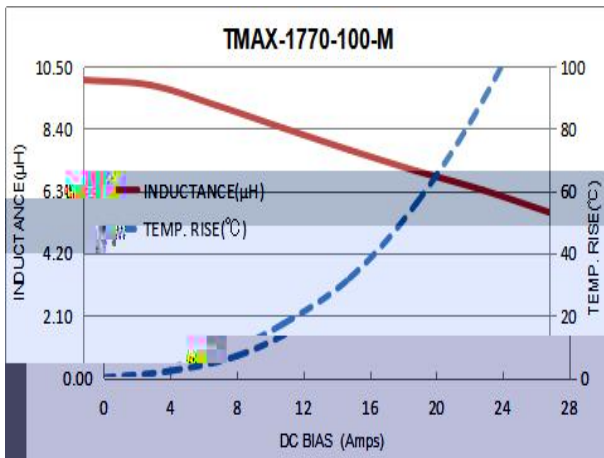
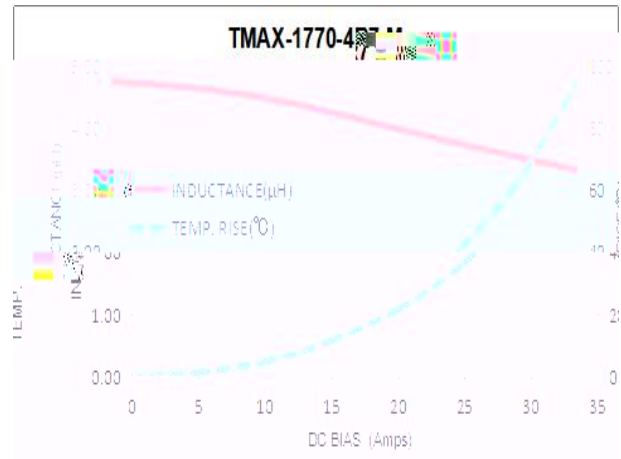
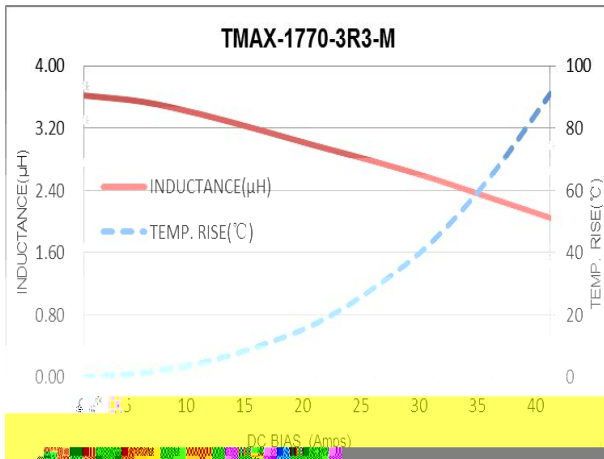
- 
- 

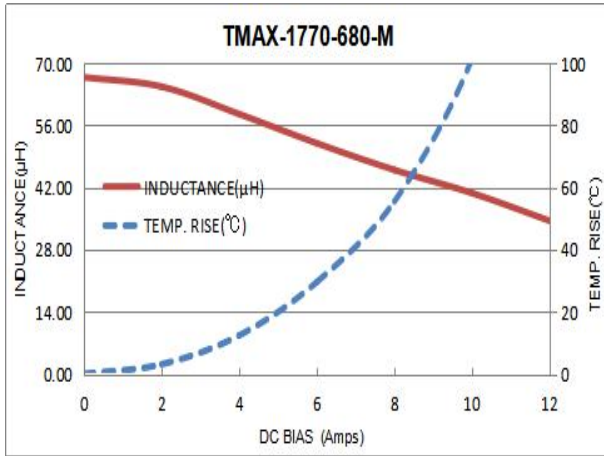


**Notes:**

: ( ),  
( )

**Inductance and Temperature Rise vs. DC Current**





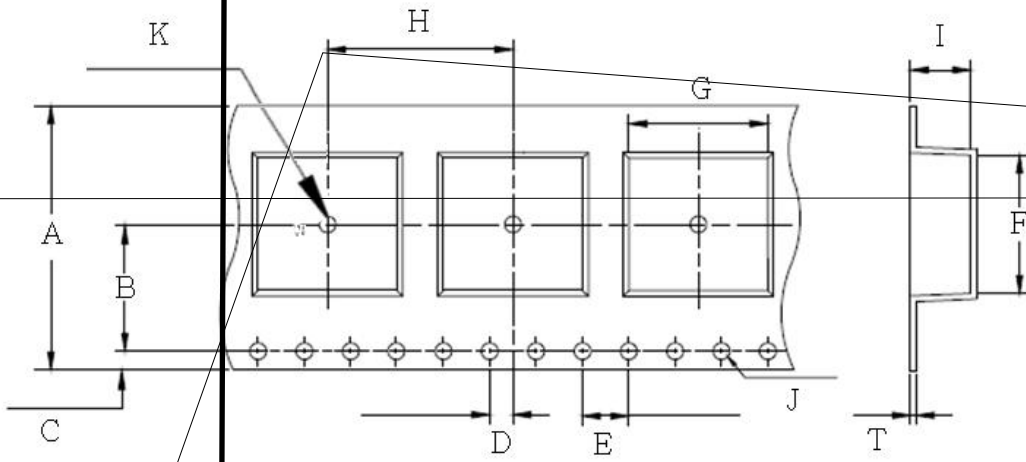
**Reliability:**

Item	Test Method	Specification and Requirement
	± ± °C ±	
		±

**Reliability:**

Item	Test Method	Specification and Requirement
	$\pm$ $\pm$ $\rightarrow$ $\rightarrow$ $\pm$ $\pm$ $\rightarrow$	
	$\pm$	$\pm$
	$\pm$	
	$\pm$	
	$\pm$	

**Packaging Dimensions**



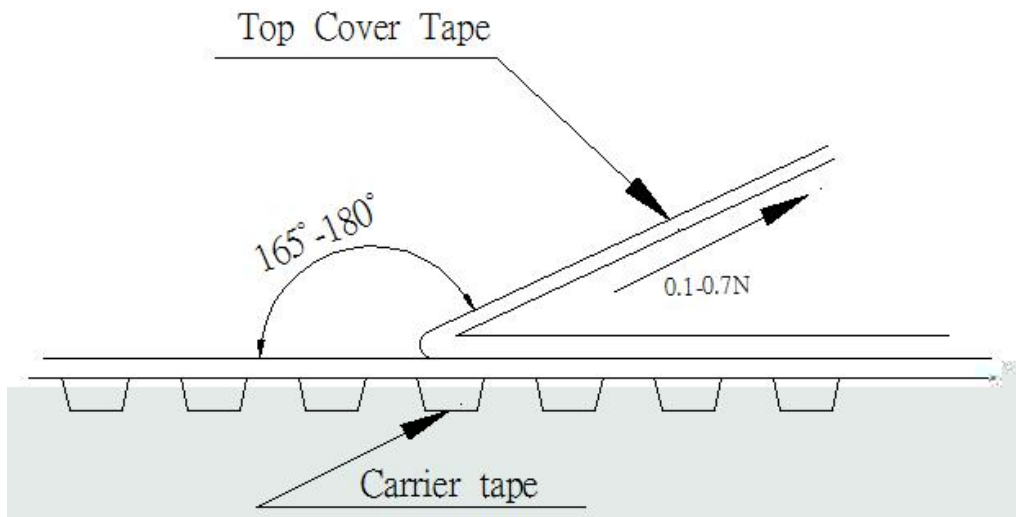
±	±	±	±	±	±
±	±	±	±	±	±



±	±	

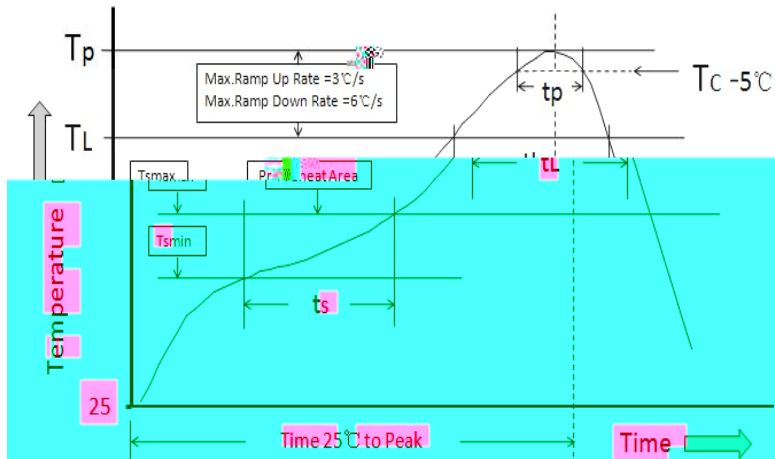
**Peeling of top cover tape**

- 
- 





**Reflow Profile**



**Table1-StandardSnPb Solder(Tc)**

Package Thickness	Volume mm <sup>3</sup> <350	Volume mm <sup>3</sup> ≧350
<	°C	°C
≧	°C	°C

**Table2-Lead(Pb)Free Solder(Tc)**

Package Thickness	Volume mm <sup>3</sup> <350	Volume mm <sup>3</sup> 350-2000	Volume mm <sup>3</sup> >2000
<	°C	°C	°C
	°C	°C	°C
	°C	°C	°C

**Reference JDEC J-STD-020(latest revision)**

Profile Feature	Standard SnPb solder	Lead(Pb) Free Solder
	°C	°C
	°C	°C
	°C	°C
	°C	°C
	°C	°C
°C		
	°C	°C
°C		

---

**Numbers of taping**

- 

**Label marking**

- 
- 

**Production Label**

- ✓
- ✓
- ✓
- ✓
- ✓

**Shipping Label**

- ✓
- ✓
- ✓
- ✓
- ✓

**Care note for use****➤ Storage Condition****➤ Use Temperature**

- ✓
- ✓
  
- ✓
- ✓

---

**Care note for Safety**